

1. Some questions about the proposals - Please tick one answer for each question below.

	Strongly Agree	Agree	Neither Agree or Disagree	Disagree	Strongly Disagree	Response Count
Do you understand the Local CTB scheme being proposed?	41.9% (31)	35.1% (26)	10.8% (8)	5.4% (4)	6.8% (5)	74
The proposals mean everyone (except Pensioners) must have to pay some Council Tax. Do you agree with this?	14.1% (10)	11.3% (8)	2.8% (2)	16.9% (12)	54.9% (39)	71
Vulnerable groups (such as the disabled and families with young children) will be helped by getting more benefit than those without a disability or young children. Do you agree with this?	37.8% (28)	21.6% (16)	6.8% (5)	12.2% (9)	21.6% (16)	74
answered question						74
skipped question						0

2. What comments do you have about the Local CTB scheme being proposed?

	Response Count
	62
answered question	62
skipped question	12


3. Are there any other people we should protect from these changes and why?

	Response Count
	53
answered question	53
skipped question	21




4. Will these proposals affect any individuals or groups more than others, and if so how can we deal with this?

	Response Count
	47
answered question	47
skipped question	27

5. Are you responding on behalf of an organisation (eg Housing association)?

		Response Percent	Response Count
Yes		0.0%	0
No		100.0%	72
	answered question		72
	skipped question		2

6. Please tell us a little about yourself (this section is optional):

		Response Percent	Response Count
Name:		97.3%	36
Email Address:		64.9%	24
Phone Number:		62.2%	23
answered question			37
skipped question			37

7. Please tick the boxes that apply to you. This will help us understand about the range of people commenting on our proposals.

	Yes	No	Response Count
Do you pay Council Tax to Fenland District Council?	72.7% (40)	27.3% (15)	55
Do you currently get Council Tax Benefit from Fenland District Council?	69.6% (48)	30.4% (21)	69
Do you currently get Housing benefit from Fenland District Council?	50.8% (33)	49.2% (32)	65
answered question			69
skipped question			5

8. Are you responding as a representative of one of these types of organisations (please tick one box)?

	Response Percent	Response Count
Voluntary organisation	0.0%	0
Housing association	0.0%	0
Landlord	0.0%	0
Other	0.0%	0
answered question		0
skipped question		74

9. Please tell us more about your organisation

	Response Percent	Response Count
Your Name:	0.0%	0
Your Organisation	0.0%	0
Address 1:	0.0%	0
Address 2:	0.0%	0
City/Town:	0.0%	0
County	0.0%	0
Postal Code:	0.0%	0
Email Address:	0.0%	0
Phone Number:	0.0%	0
answered question		0
skipped question		74

**10. Do you feel any of the following have been a factor in the issue you have raised?
(Please tick the relevant boxes and include any extra information if necessary.)**

		Response Percent	Response Count
Age	<input type="checkbox"/>	32.6%	15
Disability	<input type="checkbox"/>	50.0%	23
Gender Reassignment	<input type="checkbox"/>	0.0%	0
Pregnancy and Maternity	<input type="checkbox"/>	0.0%	0
Race	<input type="checkbox"/>	2.2%	1
Religion or Belief	<input type="checkbox"/>	2.2%	1
Gender	<input type="checkbox"/>	2.2%	1
Sexual Orientation	<input type="checkbox"/>	0.0%	0
Marriage and Civil Partnerships	<input type="checkbox"/>	0.0%	0
None of the above	<input type="checkbox"/>	43.5%	20
answered question			46
skipped question			28

11. Please explain why:

	Response Count
	36
answered question	36
skipped question	38